

# Gobi Hemp

## Analytical Report - Certificate of Analysis




**Manifest:** 2308290008  
**Sample ID:** 1A-GHEMP-2308290008-0006  
**Sample Name:** Looper Live Badder Banana Punch - 082423ABP  
**Sample Type:** Concentrate  
**Client ID:** CID-50578  
**Client:** L&K Distribution  
**Address:** 16831 Knott Ave., La Mirada, CA 90638

**Test Performed:** Hemp Lab  
**Intended Use:** Inhaled or Audited Product  
**Report No:** MT-2308290008-V1  
**Receive Date:** 2023-08-29  
**Test Date:** 2023-08-30  
**Report Date:** 2023-09-01  
**Sample Condition:** Good  
**Method Reference:** GH-OP-17

**Scope:** Arsenic, Cadmium, Lead and Mercury were determined by an Inductively Coupled Plasma Mass Spectrometer (ICP-MS) using an in-house developed method.

Elemental Impurities	LOD (ppm)	LOQ (ppm)	Parts Per Million (ppm)
Arsenic	0.007	0.025	ND
Cadmium	0.003	0.01	ND
Lead	0.003	0.01	ND
Mercury	0.0009	0.003	ND

ND - not detected; T - trace; ULOQ - upper limit of quantitation; LOD - limit of detection; LOQ - limit of quantitation



**Lab Comments:**

*Jon Person*

Jon Person Director of Communication

2023-09-01

Date



This report has been prepared by Gobi Hemp Laboratory exclusively for our Client and their Authorized Representatives. All analytical work is conducted in accordance with a mutually agreed upon scope of work and the terms and conditions as expressed in the Gobi Hemp Laboratory Service Agreement. This report is not to be reproduced in whole or in part without prior written approval. The results shown on this report relate only to the samples submitted to the laboratory. Estimated Uncertainty available upon request. Sample(s) tested at Gobi Analytical.

• Gobi Hemp •  
 • 3940 Youngfield St. • Wheat Ridge CO 80033 • ISO/IEC 17025:2017 Accredited • (303)955-4934 •



# Gobi Hemp

## Analytical Report - Certificate of Analysis




**Manifest:** 2308290008  
**Sample ID:** 1A-GHEMP-2308290008-0006  
**Sample Name:** Looper Live Badder Banana Punch - 082423ABP  
**Sample Type:** Concentrate  
**Client ID:** CID-50578  
**Client:** L&K Distribution  
**Address:** 16831 Knott Ave, , La Mirada, CA 90638

**Test Performed:** Hemp Lab  
**Report No:** R-2308290008-V1  
**Receive Date:** 2023-08-29  
**Test Date:** 2023-08-30  
**Report Date:** 2023-09-01  
**Sample Condition:** Good  
**Method Reference:** GH-OP-08

**Scope:** The content of fifteen residual solvents was determined by an in-house developed method for Headspace-Gas Chromatography with Flame Ionization Detection.

Solvents	LOD (ppm)	LOQ (ppm)	Parts Per Million (ppm)
Propane	135	372	ND
Iso-Butane	82	490	ND
N-Butane	107	490	ND
Methanol	38	120	ND
Pentane	73	100	ND
Ethanol	50	200	ND
Acetone	82	200	ND
IPA	40	200	ND
Hexane	25	50	ND
Ethyl Acetate	57	200	ND
Benzene	0.65	1	ND
Heptane	137	200	ND
Toluene	75	100	ND
Xylenes	112	200	ND

ND - not detected; T - trace; LOD - limit of detection; LOQ - limit of quantitation; ULOQ - upper limit of quantitation;  
 \*Estimated result, greater than the upper limit of quantitation (>ULOQ)



**Lab Comments:**

  
 Kristen Kenworthy, Laboratory Operations Manager

2023-09-01

Date



This report has been prepared by Gobi Hemp Laboratory exclusively for our Client and their Authorized Representatives. All analytical work is conducted in accordance with a mutually agreed upon scope of work and the terms and conditions as expressed in the Gobi Hemp Laboratory Service Agreement. This report is not to be reproduced in whole or in part without prior written approval. The results shown on this report relate only to the samples submitted to the laboratory. Estimated Uncertainty available upon request.

• Gobi Hemp •  
 • 3940 Youngfield St. • Wheat Ridge CO 80033 • ISO/IEC 17025:2017 Accredited • (303)955-4934 •



# Gobi Hemp

## Analytical Report - Certificate of Analysis



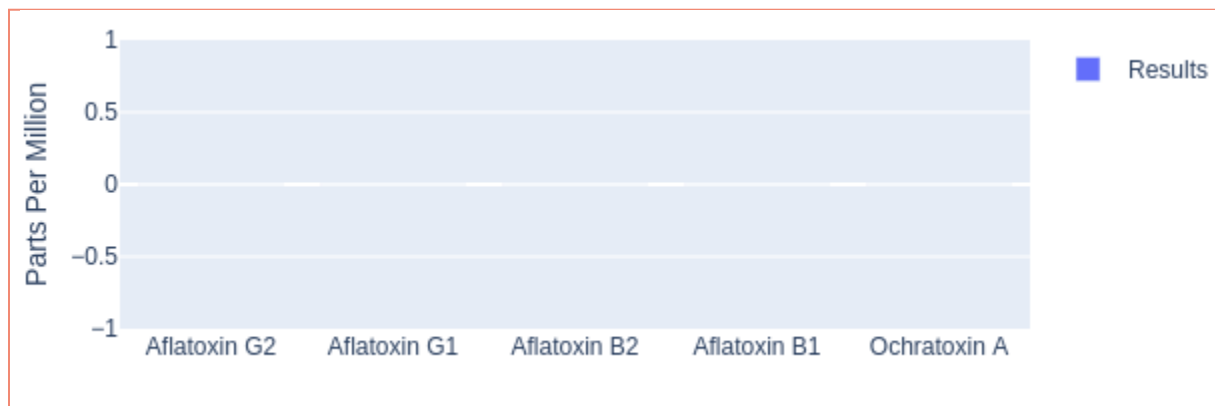
**Manifest:** 2308290008  
**Sample ID:** 1A-GHEMP-2308290008-0006  
**Sample Name:** Looper Live Badder Banana Punch - 082423ABP  
**Sample Type:** Concentrate  
**Client ID:** CID-50578  
**Client:** L&K Distribution  
**Address:** 16831 Knott Ave, , La Mirada, CA 90638

**Test Performed:** Hemp Lab  
**Report No:** R-2308290008-V1  
**Receive Date:** 2023-08-29  
**Test Date:** 2023-09-05  
**Report Date:** 2023-09-06  
**Sample Condition:** Good  
**Method Reference:** GH-OP-16

**Scope:** Ochratoxin and Total Aflatoxin were quantified using liquid chromatography coupled to multiple mass spectrometry (LC-MS/MS) equipped with electrospray ionization (ESI) in positive mode after sample extraction. Identification was based on the retention time of each compound and the product mass generated using single reaction monitoring (SRM). Quantitation was determined using external calibration.

Mycotoxins	LOD (ppm)	LOQ (ppm)	Reporting Limits (ppm)	Parts Per Million (ppm)
Aflatoxin G2	0.0019	0.0050	0.0050	ND
Aflatoxin G1	0.0011	0.0050	0.0050	ND
Aflatoxin B2	0.0017	0.0050	0.0050	ND
Aflatoxin B1	0.0015	0.0050	0.0050	ND
Ochratoxin A	0.0033	0.0050	0.0050	ND

ND - not detected; T - trace; ULOQ - upper limit of quantitation; LOD - limit of detection; LOQ - limit of quantitation



Lab Comments:

Kristen Kenworthy, Laboratory Operations Manager

2023-09-06

Date



This report has been prepared by Gobi Hemp Laboratory exclusively for our Client and their Authorized Representatives. All analytical work is conducted in accordance with a mutually agreed upon scope of work and the terms and conditions as expressed in the Gobi Hemp Laboratory Service Agreement. This report is not to be reproduced in whole or in part without prior written approval. The results shown on this report relate only to the samples submitted to the laboratory. Estimated Uncertainty available upon request.



# Gobi Hemp - Certificate of Analysis



**Manifest:** 2308290008  
**Sample ID:** 1A-GHEMP-2308290008-0006  
**Sample Name:** Looper Live Badder Banana Punch - 082423ABP  
**Sample Type:** Concentrate  
**Client ID:** CID-50578  
**Client:** L&K Distribution  
**Address:** 16831 Knott Ave, , La Mirada, CA 90638

**Test Performed:** Hemp Lab  
**Report No:** PE-2308290008-V1  
**Receive Date:** 2023-08-29  
**Test Date:** 2023-09-05  
**Report Date:** 2023-09-06  
**Sample Condition:** Good  
**Method Reference:** GH-OP-11

**Scope:** The content of 60 pesticides were quantified using liquid chromatography coupled to multiple mass spectrometry (LC-MS2) equipped with electrospray ionization (ESI) in positive mode after sample extraction using methodology based on AOAC 2007 and EN 15662 standard procedures. Identification was based on the retention time of each compound and the product mass generated using single reaction monitoring (SRM), and quantitation was determined using external standard calibration.

Analyte	Reporting Level µg/g	µg/g	Analyte	Reporting Level µg/g	µg/g
Avermectin B1a	0.1	ND	Hexythiazox	0.1	ND
Acephate	0.1	ND	Imazilil	0.1	ND
Acetamiprid	0.1	ND	Imidacloprid	0.1	ND
Aldicarb	0.1	ND	Kresoxim Methyl	0.1	ND
Azoxystrobin	0.1	ND	Malathion	0.1	ND
Bifenazate	0.1	ND	Metalaxyl	0.1	ND
Bifenthrin	0.1	ND	Methiocarb	0.1	ND
Boscalid	0.1	ND	Methomyl	0.1	ND
Captan	0.1	ND	Mevinphos*	0.1	ND
Carbaryl	0.1	ND	MGK-264	0.1	NT
Carbofuran	0.1	ND	Myclobutanil	0.1	ND
Chlorantraniliprole	0.1	ND	Oxamyl	0.1	ND
Chlordane	0.1	ND	Paclbutrazol	0.1	ND
Chlorpyrifos	0.1	ND	Pentachloronitrobenzene	0.1	ND
Clofentazine	0.1	ND	Permethrin*	0.1	ND
Coumaphos	0.1	ND	Imidan(Phosmet)	0.1	ND
Baythroid (Cyfluthrin)*	0.1	NT	Piperonyl Butoxide	0.1	ND
Cypermethrin*	0.1	NT	Propiconazole	0.1	ND
Dichlorvos	0.1	ND	Propuxor	0.1	ND
Diazinon	0.1	ND	Pyrethrin*	0.1	ND
Dimethoate	0.1	ND	Pyridaben	0.1	ND
Dimethomorph*	0.1	ND	Spinetoram	0.1	ND
Prophos	0.1	ND	Spinosad*	0.1	ND
Etofenprox	0.1	ND	Spiromefesin	0.1	ND
Etoxazole	0.1	ND	Spirotetramat	0.1	ND
Fenhexamid	0.1	ND	Spiroxamine	0.1	ND
Fenoxycarb	0.1	ND	Tebuconazole	0.1	ND
Fenpyroximate	0.1	ND	Thiacloprid	0.1	ND
Fipronil	0.1	ND	Thiamethoxam	0.1	ND
Fonicamid	0.1	ND	Trifloxystrobin	0.1	ND
Fludioxonil	0.1	ND			

NT - not tested; ND - not detected above Reporting Level; T – trace; \* Total of Isomers      NT - not tested; ND - not detected above Reporting Level; T – trace; \* Total of Isomers

**Lab Comments:**

Jon Person Director of Communication

2023-09-06

Date



This report has been prepared by Gobi Hemp Laboratory exclusively for our Client and their Authorized Representatives. All analytical work is conducted in accordance with a mutually agreed upon scope of work and the terms and conditions as expressed in the Gobi Hemp Laboratory Service Agreement. This report is not to be reproduced in whole or in part without prior written approval. The results shown on this report relate only to the samples submitted to the laboratory. Estimated Uncertainty available upon request.

# Gobi Hemp - Certificate of Analysis



**Manifest:** 2308290008  
**Sample ID:** 1A-GHEMP-2308290008-0006  
**Sample Name:** Looper Live Badder Banana Punch - 082423ABP  
**Sample Type:** Concentrate  
**Client ID:** CID-50578  
**Client:** L&K Distribution  
**Address:** 16831 Knott Ave, , La Mirada, CA 90638

**Test Performed:** Potency  
**Report No:** P-2308290008-V1  
**Receive Date:** 2023-08-29  
**Test Date:** 2023-08-25  
**Report Date:** 2023-09-08  
**Sample Condition:** Good  
**Method Reference:** GH-OP-06

**Scope:** The content of 21 cannabinoids was determined by an in-house developed method certified by CDPHE for solvent extraction followed by High Performance Liquid Chromatography with Diode Array Detection.

	percent	mg/g
Total THC	2.59	25.87
Total CBD	ND	ND
Total CBG	ND	ND
Total Cannabinoids	4.15	41.50
Total THC:CBD Ratio	NA	

Total CBD = CBD + (CBDA x 0.877); Total CBG = CBG + (CBGA x 0.877)  
 Total THC = Δ<sup>9</sup> THC + (THCA x 0.877)

Cannabinoids	percent	mg/g
CBDVA	ND	ND
CBDV	ND	ND
CBDA	ND	ND
CBGA	ND	ND
CBG	ND	ND
CBD	ND	ND
Δ <sup>9</sup> THCV	ND	ND
Δ <sup>9</sup> THCVA	ND	ND
CBN	1.20	12.00
CBNA	ND	ND
EXO-THC	ND	ND
Δ <sup>9</sup> THC	ND	ND
Δ <sup>8</sup> THC	ND	ND
Δ <sup>10</sup> -S THC	ND	ND
CBL	ND	ND
Δ <sup>10</sup> -R THC	ND	ND
CBC	ND	ND
Δ <sup>9</sup> THCA	2.95	29.50
CBCA	ND	ND
CBLA	ND	ND
CBT	ND	ND

ND - not detected; T - trace; ULOQ - upper limit of quantitation;

**Lab Comments:** 9R HHC = 31.80% 9S HHC = 28.26% D9 THC-P = 5.98%

Dave Wells Laboratory Manager

2023-09-08

Date



This report has been prepared by Gobi Hemp Laboratory exclusively for our Client and their Authorized Representatives. All analytical work is conducted in accordance with a mutually agreed upon scope of work and the terms and conditions as expressed in the Gobi Hemp Laboratory Service Agreement. This report is not to be reproduced in whole or in part without prior written approval. The results shown on this report relate only to the samples submitted to the laboratory. Estimated Uncertainty available upon request. Only cannabinoids included in the table above are ISO/IEC 17025:2017 accredited.

• Gobi Hemp •  
 • 3940 Youngfield St. • Wheat Ridge CO 80033 • ISO/IEC 17025:2017 Accredited • (303) 955-4934 •

